

HORIZONTAL ARM CMM

# WENZEL RS SERIES

Multiple applications



FAST, PRECISE MEASUREMENT  
**OF LARGE COMPONENTS**

# WENZEL RS SERIES

## FAST, PRECISE MEASUREMENT OF LARGE COMPONENTS

The machine concept of the RS Series is based on a stable base plate as a measuring table with a lateral guide system. The RS can be integrated extremely flexibly into an existing room concept without a specific foundation and can be moved to a new location if required.

It is available as a manual or CNC device, combined with decouplable drives, as a single, double or multi-column

system, with tactile and optical sensors and also with vibration damping.

The RS allows production-related measurement of individual parts, assemblies, end products such as car bodies and other large-volume workpieces. The RS is available in two accuracy classes - Standard and Premium.


## FEATURES

- **Numerous designs** and operating modes with cast or granite base plate and optional damping
- **Customer-specific measuring volume** in all axes, also available as a duplex system
- **Many configuration options** for probes, sensors, marking tools and software
- **Various application possibilities** in production or in the measuring room – manual or automated
- **High investment security** through retrofitting, longevity and ease of maintenance
- **High ergonomics and safety** due to mobile control unit, ideal working height and portable control panel

## FIELDS OF APPLICATION

The RS Series is mainly used in the automotive industry for measuring, digitizing and scribing individual parts, assemblies or complete car bodies. Typical components are bumpers, seats, instrument panels, welded structures or fixtures.

Car bodies



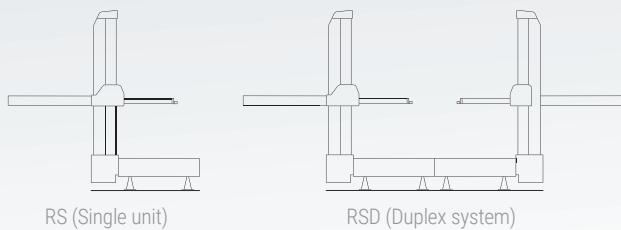
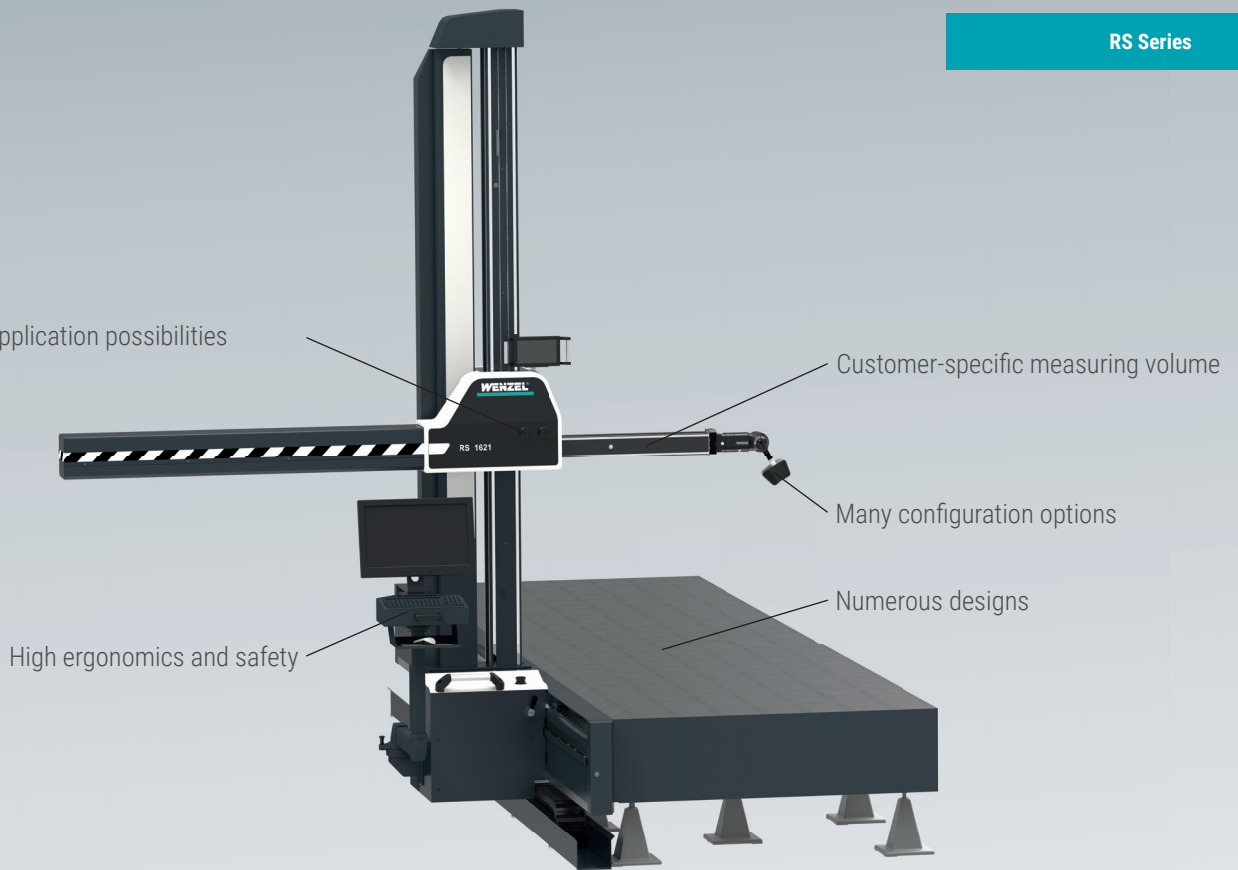
Interior



Wind turbines



Many application possibilities



## MACHINE PROFILE

Measuring volume X-axis	Custom
Measuring volume Y-axis	up to 2100; Duplex up to 4000 mm
Measuring volume Z-axis	up to 3000 mm
Measurement uncertainty	$E_{L, MPE} \text{ ab } 15+L/45 \leq 50 \text{ (}\mu\text{m)}^*$

\*Depending on machine configuration (Premium, Standard)  
according to current tech. Datasheets

## YOUR ADVANTAGES AT A GLANCE

- Highly maintenance friendly**  
 Original manufacturer service | Optimum accessibility | Low downtimes
- Long service life**  
 Machine design with wear-resistant and optimized components | Investment protection through upgradeability and compatibility
- High flexibility**  
 Simple and flexible integration into existing room and building concepts | adaptive to room, building and process changes
- Diverse fields of application**  
 Ergonomic working height makes it also suitable for small parts | Measuring during production
- You have the choice**  
 Base plate available in cast iron or granite | Optionally with active vibration damping | Different operating modes

## INNOVATION MEETS TRADITION

The WENZEL Group is a market leader in innovative Metrology. WENZEL offers a comprehensive product portfolio in the fields of Coordinate Metrology, Computed Tomography and Optical High Speed Scanning. The technology of WENZEL is used in all industries, including the automotive sector, aeronautics, power generation and

medicine. WENZEL looks at today on an installed base of more than 10,000 machines worldwide. Subsidiaries and agencies in more than 50 countries support sales and provide after-sales service for our customers. The WENZEL Group today employs more than 600 people.



## YOUR LOCAL CONTACT PERSON

### WENZEL GROUP GMBH & CO. KG

Werner-Wenzel-Straße

97859 Wiesthal

Phone: +49 6020 201-6006

E-Mail: [sales@wenzel-group.com](mailto:sales@wenzel-group.com)

We are there for you worldwide. You can find our subsidiaries, sales and service partners at **[www.wenzel-group.com](http://www.wenzel-group.com)**.

